

CV, VC, CVC Articulation Worksheets

What's Included:

- Practice sheets for saying words with Consonant-Vowel, Vowel-Consonant, and Consonant-Vowel-Consonant Structures

How to Use Them:

When some children are learning to say sounds correctly, they need to practice a variety of sounds in shorter words. For those children, start with the CV or VC worksheet and have the child say the words on the worksheet after you. Once he is able to do that consistently, point to each picture and ask "what's this?" and have him say the words on his own. Then, do the same with the other worksheets in this pack.

Once the child can say all of the words on the worksheets, have the child say the words in phrases (like "my ____" or "I see ____"). Then, once he's mastered that, he can move onto saying the words in full sentences that he makes up. Just ask him to use each word in a sentence.

Alternatively, you can have the child create short phrases and sentences with the words from one worksheet before moving on to the other worksheets.

The Next Step:

Once the child is able to produce the sound easily in sentences, you can start working on the words in structured conversation.

For More Information:

For more in-depth information about teaching a child to say a speech sound correctly, including a full set of printable materials, check out this eBook:

<https://www.speechandlanguagekids.com/artickit>

Speech Practice Worksheet:

Consonant-Vowel (CV) Words

Help your child practice saying these words at home. Here's what to do:

How to Practice

- Imitation: Have your child repeat after you. Say all sounds in the word clearly.
- Spontaneous: Have your child say these on his own. If he doesn't say all of the sounds, have him repeat it after you with the correct sounds.

What to Say

- Single Words: Have your child just say the single word.
- Phrases: Have your child say each word in a 2-3 word phrase, like "my ____" or "I see ____".
- Sentences: Have your child say the word in a sentence, either one you make up that he repeats or one that he makes up on his own.



tie



you



bow



hay



bee



boy



cow



no



me



key



knee



pie

Speech Practice Worksheet:

Vowel-Consonant (VC) Words

Help your child practice saying these words at home. Here's what to do:

How to Practice


- Imitation: Have your child repeat after you. Say all sounds in the word clearly.
- Spontaneous: Have your child say these on his own. If he doesn't say all of the sounds, have him repeat it after you with the correct sounds.

What to Say


- Single Words: Have your child just say the single word.
- Phrases: Have your child say each word in a 2-3 word phrase, like "my ____" or "I see ____".
- Sentences: Have your child say the word in a sentence, either one you make up that he repeats or one that he makes up on his own.



eat




up



out



arm



egg



ice

Speech Practice Worksheet:

Consonant-Vowel-Consonant (CVC) Words

Help your child practice saying these words at home. Here's what to do:

How to Practice

- Imitation: Have your child repeat after you. Say all sounds in the word clearly.
- Spontaneous: Have your child say these on his own. If he doesn't say all of the sounds, have him repeat it after you with the correct sounds.

What to Say

- Single Words: Have your child just say the single word.
- Phrases: Have your child say each word in a 2-3 word phrase, like "my ____" or "I see ____".
- Sentences: Have your child say the word in a sentence, either one you make up that he repeats or one that he makes up on his own.



hat



moon



mouse



mouth



bed



tape



bike



book



boot



bus



cake



cat