Three horizontal bars in green, pink, and blue are stacked on the right side of the page.

Using Articles “a” and “the” Sentence Builder Worksheet

Introduction:

Children with language delays often have difficulty using the articles “a” and “the” in front of nouns. They may leave them off when speaking in sentences. This worksheet will help the child practice adding an article before a noun when speaking in sentences.

Instructions:

1. Place your finger on the first word in the sentence and say it out loud. Do the same for all words in the sentence. When you get to the blank, place your finger on the first object on the page and say the name of that object.
2. Now, have the child do the same thing. Help him point to each word as he says it and then pick whatever object on the page he wants.
3. Keep practicing this until the child can correctly say the sentences each time.
4. Once the child can do this, have him make up his own sentences using “a” or “the”. For example, he could walk around the house and say “I see a ___” or “where’s the _____”.

The Next Step:

Once the child can use “a” and “the” correctly in simple sentences, you can start gently correcting the child when he leaves out articles in conversational speech. Simply model back to him the appropriate sentence. For example, if he says “I see cat”, say “You can say ‘I see THE cat’” or “Yes, you see THE cat”.

More Information:

For more info on teaching articles like “a”, “the”, and “some”, click the link below:

<https://www.speechandlanguagekids.com/teaching-articles/>


Using Articles-"A"

Help your child read the sentences below by saying each word and then choosing a noun to place at the end. Focus on the article "a".


I see a _____



ball



banana



horse



shirt




glove




mailbox




doll



tomato



rabbit



cookie



truck



key



donut



table



baby

Extra Practice: When reading books to your child, point out when you see the word "a". You can help your child practice using "a" in their sentences as well. If you hear your child say a sentences without the article "a", repeat the sentence back to them but this time exaggerate the "a".


Using Articles-”The”

Help your child read the sentences below by saying each word and then choosing a noun to place at the end. Focus on the article “the”.


Where’s the _____ ?



ball



banana



horse



shirt




glove




mailbox




doll



tomato



rabbit



cookie



truck



key



donut



table



baby

Extra Practice: When reading books to your child, point out when you see the word “the”. You can help your child practice using “the” in their sentences as well. If you hear your child say a sentences without the article “the”, repeat the sentence back to them but this time exaggerate the “the”.