



Verb Worksheets

Introduction:

When teaching a child what verbs or action words are called, we start by having them simply label a picture of someone doing that action. The pictures in this pack will help the child practice verbs by describing what people are doing in pictures.

Instructions:

Choose a sheet of verbs and ask the child what each person in the picture is doing. At first, just have the child say the name of the verb, like "sit" or "sitting". Once the child knows all of the verbs in this pack, you can move on to having the child describe the pictures using full sentences, like "she is running" or "he is clapping".



Verbs Worksheet 1

Ask your child what each person is doing. (If your child can read, cover up the words)



Standing



Sitting



Eating




Drinking



Running



Hugging



Jumping



Washing Hands



Clapping

Extra Practice: You can practice this at home or in the community by talking about what people are doing. You can also look at family pictures or home movies and ask your child what people are doing in those. You can model new action words by saying the word by itself as well as in a sentence.

Verbs Worksheet 2

Ask your child what each person is doing. (If your child can read, cover up the words)



Building



Blowing Bubbles



Brushing Hair



Catching



Cutting



Dancing



Opening Door



Drawing



Dropping

Extra Practice: You can practice this at home or in the community by talking about what people are doing. You can also look at family pictures or home movies and ask your child what people are doing in those. You can model new action words by saying the word by itself as well as in a sentence.

Verbs Worksheet 3

Ask your child what each person is doing. (If your child can read, cover up the words)



Driving



Crawling



Falling



Kicking



Lying Down



Hanging



Painting



Pointing



Pouring

Extra Practice: You can practice this at home or in the community by talking about what people are doing. You can also look at family pictures or home movies and ask your child what people are doing in those. You can model new action words by saying the word by itself as well as in a sentence.

Verbs Worksheet 4

Ask your child what each person is doing. (If your child can read, cover up the words)




Putting on Shoes



Riding a Bike



Crying



Sticking out Tongue



Bouncing



Spinning



Talking



Throwing



Touching Toes

Extra Practice: You can practice this at home or in the community by talking about what people are doing. You can also look at family pictures or home movies and ask your child what people are doing in those. You can model new action words by saying the word by itself as well as in a sentence.

Verbs Worksheet 5

Ask your child what each person is doing. (If your child can read, cover up the words)



Stomping



Twisting



Waking Up



Leaving




Drying Hands



Waving



Writing



Yawning



Reaching Up

Extra Practice: You can practice this at home or in the community by talking about what people are doing. You can also look at family pictures or home movies and ask your child what people are doing in those. You can model new action words by saying the word by itself as well as in a sentence.