



## **/k/ Articulation Worksheets**

### **What's Included:**

- Practice sheets for using this sound at the beginning, middle, and end of words.

### **How to Use Them:**

When the child is learning to say this sound, have the child first practice the sound in isolation (by itself without any other sounds) and then in nonsense syllables (combine the sound with different vowels).

Once the child has mastered that, he can start practicing the sound in single words. Start with the first worksheet and have the child say the words on the worksheet after you. Once he is able to do that consistently, point to each picture and ask "what's this?" and have him say the words on his own. Then, do the same with the other worksheets in this pack.

If the child has trouble saying the sound correctly on the first worksheet, try one of the other two worksheets and see if he finds it easier in a different position. If so, practice that worksheet and then come back to the first one later.

Once the child can say all of the words on the worksheets, have the child say the words in phrases (like "my \_\_\_" or "I see \_\_\_"). Then, once he's mastered that, he can move onto saying the words in full sentences that he makes up. Just ask him to use each word in a sentence.

### **The Next Step:**

Once the child is able to produce the sound easily in sentences, you can start working on the sound in structured conversation.

### **For More Information:**

For more in-depth information about teaching a child to say a speech sound correctly, including a full set of printable materials, check out this eBook:

<https://www.speechandlanguagekids.com/artickit>



## Speech Practice Worksheet:

### /k/ in the initial word position

Help your child practice saying these words at home. Here's what to do:

#### How to Practice

- Imitation: Have your child repeat after you. Exaggerate the target sound when you say it.
- Spontaneous: Have your child say these on his own. If he doesn't say the target sound correctly, have him repeat it after you with the correct sound.

#### What to Say

- Single Words: Have your child just say the single word.
- Phrases: Have your child say each word in a 2-3 word phrase, like "my \_\_\_" or "I see \_\_\_".
- Sentences: Have your child say the word in a sentence, either one you make up that he repeats or one that he makes up on his own.



cake



camera




candle



car



coat



computer



cookie



cow



cup



ketchup



key



kite

## Speech Practice Worksheet:

### /k/ in the medial word position

Help your child practice saying these words at home. Here's what to do:

#### How to Practice

- Imitation: Have your child repeat after you. Exaggerate the target sound when you say it.
- Spontaneous: Have your child say these on his own. If he doesn't say the target sound correctly, have him repeat it after you with the correct sound.

#### What to Say

- Single Words: Have your child just say the single word.
- Phrases: Have your child say each word in a 2-3 word phrase, like "my \_\_\_" or "I see \_\_\_".
- Sentences: Have your child say the word in a sentence, either one you make up that he repeats or one that he makes up on his own.



pock**et**



pop**sic**le



roll**er** co**as**ter



so**cc**er ball




tac**o**



mon**key**



bl**an**ket



circ**le**



coo**kie**



crack**er**



cup**cake**



pick**le**

# Speech Practice Worksheet:

## /k/ in the final word position


Help your child practice saying these words at home. Here's what to do:

### How to Practice

- Imitation: Have your child repeat after you. Exaggerate the target sound when you say it.
- Spontaneous: Have your child say these on his own. If he doesn't say the target sound correctly, have him repeat it after you with the correct sound.

### What to Say

- Single Words: Have your child just say the single word.
- Phrases: Have your child say each word in a 2-3 word phrase, like "my \_\_\_" or "I see \_\_\_".
- Sentences: Have your child say the word in a sentence, either one you make up that he repeats or one that he makes up on his own.



black



block



book



cake



clock



duck



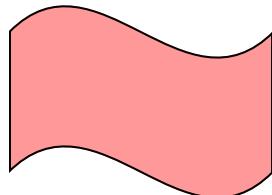
truck



fork



kick



pink



snake



sock