

Tree-Picking, Edible Game: CV, VC, CVC Words

Introduction:

Some children need to practice putting sounds together to create short, simple words. This is especially true for children with motor speech disorders like childhood apraxia of speech (CAS) who are in the early stages of learning so speak words. They also need a lot of practice saying those words over and over again so it will sink in. This fun activity will provide an appetizing way of practicing those words over and over again.

Instructions:

Choose the worksheet level that is appropriate for the child. This pack contains words of the following structures: consonant-vowel (CV), vowel-consonant (VC) and consonant-vowel-consonant (CVC). If you're unsure where to start, just do the pages in order to figure out what level the child needs to work on.

Place something edible on each circle of the tree. I suggest using pieces of dried fruit, small berries, nuts, or cereals, but you can use anything that the child likes to eat. I also recommend that you place each page in a plastic sheet protector so you can use it multiple times.

Ask the child to "pick" the foods off of the tree and put them in the basket. As the child picks each food, he must say the word out loud. Once the child has picked all of the foods off the tree, he can eat what he has picked.

Once the child has eaten the foods from his basket, cover all of the pictures up again and have him do the same thing. This will ensure repetitive practice so the child learns the words more quickly.

Once the child has mastered one of the worksheets, you can use the blank tree at the end to make your own with similar word structures!

Tree-Picking, Edible Game:

CV Words


Instructions: Place something edible on each of the 5 circles below (like dried fruit, berries, nuts, or cereal). Ask the child to “pick” the items off the tree and put them in the basket. Have the child say each word as he picks the food that is on top of it. Once the tree is empty, the child can eat what’s in the basket! Then, fill it back up and repeat again!



me



no



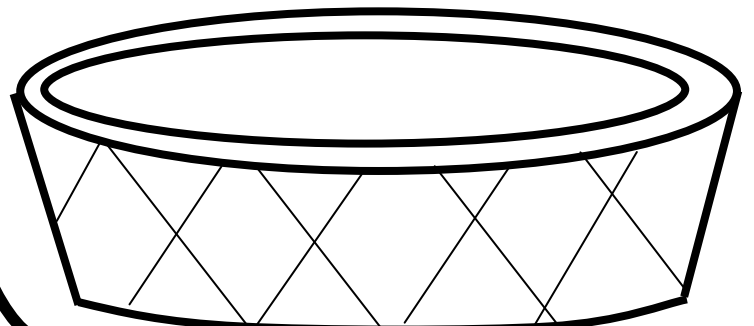
boy



hay



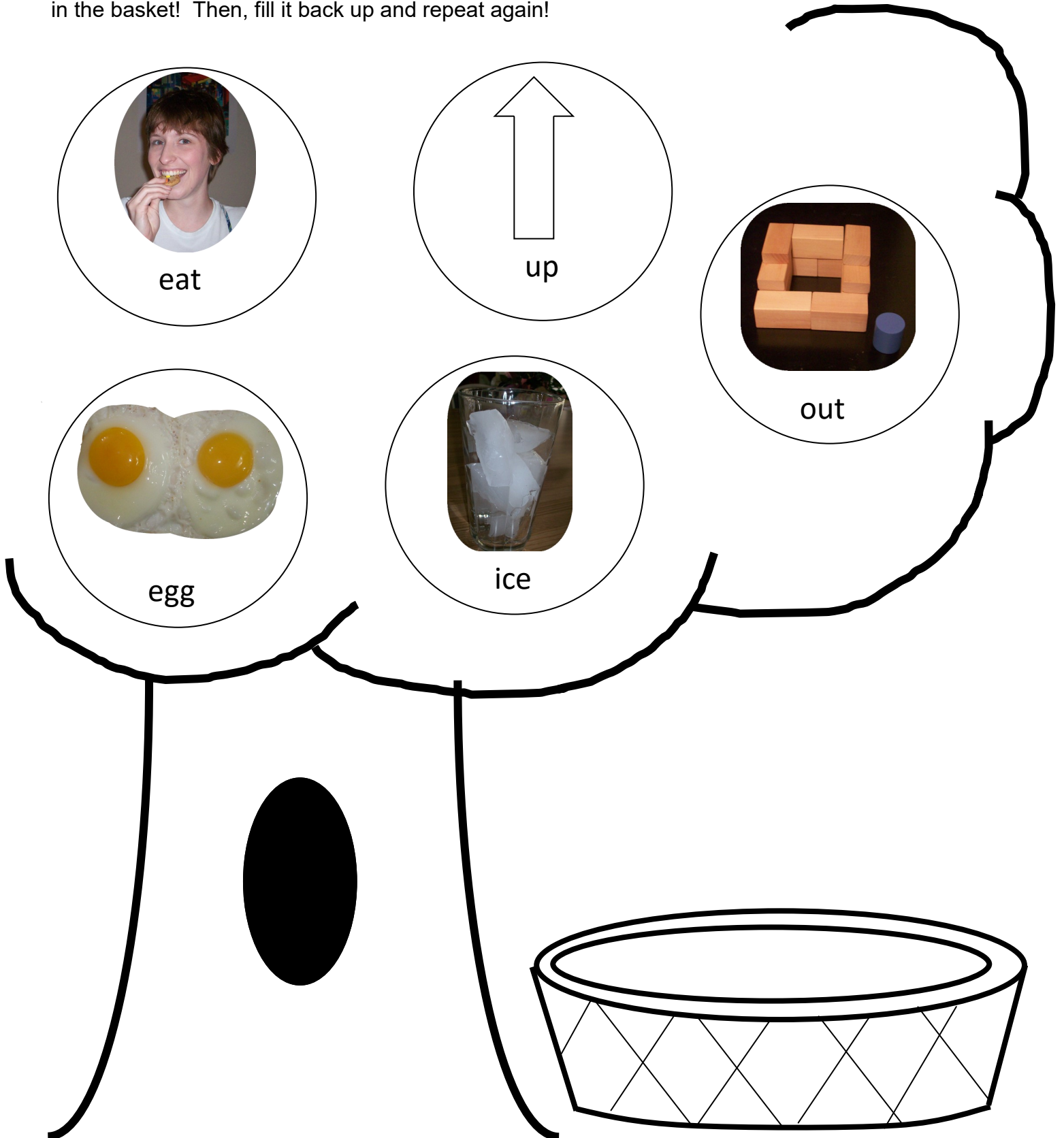


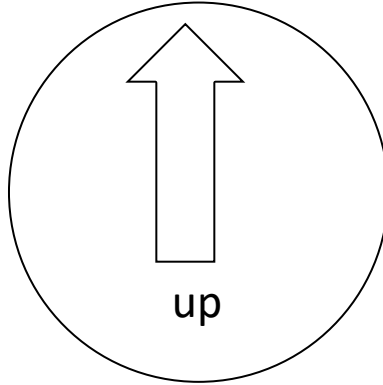
you



Tree-Picking, Edible Game:

VC Words

Instructions: Place something edible on each of the 5 circles below (like dried fruit, berries, nuts, or cereal). Ask the child to “pick” the items off the tree and put them in the basket. Have the child say each word as he picks the food that is on top of it. Once the tree is empty, the child can eat what’s in the basket! Then, fill it back up and repeat again!



Tree-Picking, Edible Game:

CVC Words

Instructions: Place something edible on each of the 5 circles below (like dried fruit, berries, nuts, or cereal). Ask the child to “pick” the items off the tree and put them in the basket. Have the child say each word as he picks the food that is on top of it. Once the tree is empty, the child can eat what’s in the basket! Then, fill it back up and repeat again!



hat



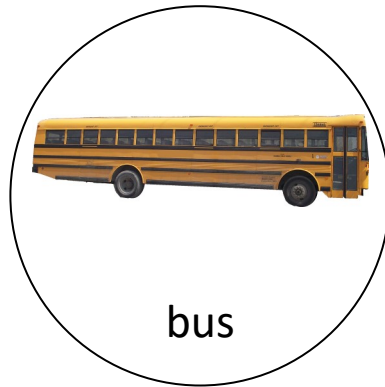
moon



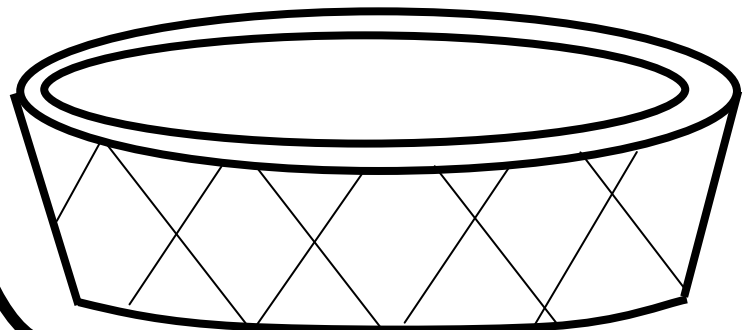

tape



bed



bus



Tree-Picking, Edible Game:

Blank (Make Your Own!)

Instructions: Place something edible on each of the 5 circles below (like dried fruit, berries, nuts, or cereal). Ask the child to “pick” the items off the tree and put them in the basket. Have the child say each word as he picks the food that is on top of it. Once the tree is empty, the child can eat what’s in the basket! Then, fill it back up and repeat again!

