

Sequencing Activities: Put the Steps in Order

Introduction:

Children with speech and language delays often have difficulties sequencing events. They may tell steps or events in the wrong order or may leave out steps when asked to describe a sequence. This worksheet pack will help the child identify what happens first, next, and last in common activities.

Instructions:




1. Show the child one of the pages and tell the child what activity is pictured. Describe each picture by telling the child what is happening.
2. Then, tell the child that the pictures are out of order. Have the child tell you which one happens first, next, and last. Write the numbers of the steps in the blank circles next to each picture.
3. Once you've identified the correct order, have the child retell you the steps to the sequence using the words "first", "next", and "last".
4. Once the child can consistently tell you the steps to the events when looking at the paper, take the paper away and ask him to tell you all of the steps to completing that activity from memory.

****Note:** Start with the 3-step sequences and then move up to the 5-step sequences once the child is more successful.

Put each page in a plastic sheet protector and write the numbers on with dry erase markers so you can re-use these worksheets the next time you practice!




Cutting Paper

Instructions: Put the steps to this activity in order. Identify which step happens first and write a number "1" in the circle next to the correct picture. Put all of the steps in order by writing the numbers in the circles. Once you have identified the correct order, have the child retell the steps to the activity using the words "first", "next", and "last".






Dropping a Watermelon

Instructions: Put the steps to this activity in order. Identify which step happens first and write a number “1” in the circle next to the correct picture. Put all of the steps in order by writing the numbers in the circles. Once you have identified the correct order, have the child retell the steps to the activity using the words “first”, “next”, and “last”.




Falling Down

Instructions: Put the steps to this activity in order. Identify which step happens first and write a number "1" in the circle next to the correct picture. Put all of the steps in order by writing the numbers in the circles. Once you have identified the correct order, have the child retell the steps to the activity using the words "first", "next", and "last".





Washing Hands

Instructions: Put the steps to this activity in order. Identify which step happens first and write a number "1" in the circle next to the correct picture. Put all of the steps in order by writing the numbers in the circles. Once you have identified the correct order, have the child retell the steps to the activity using the words "first", "next", and "last".



Building a Tower

Instructions: Put the steps to this activity in order. Identify which step happens first and write a number "1" in the circle next to the correct picture. Put all of the steps in order by writing the numbers in the circles. Once you have identified the correct order, have the child retell the steps to the activity using the words "first", "next", and "last".








Preparing Cereal

Instructions: Put the steps to this activity in order. Identify which step happens first and write a number “1” in the circle next to the correct picture. Put all of the steps in order by writing the numbers in the circles. Once you have identified the correct order, have the child retell the steps to the activity using the words “first”, “next”, and “last”.



Painting a Picture

Instructions: Put the steps to this activity in order. Identify which step happens first and write a number “1” in the circle next to the correct picture. Put all of the steps in order by writing the numbers in the circles. Once you have identified the correct order, have the child retell the steps to the activity using the words “first”, “next”, and “last”.



Making a Sandwich

Instructions: Put the steps to this activity in order. Identify which step happens first and write a number “1” in the circle next to the correct picture. Put all of the steps in order by writing the numbers in the circles. Once you have identified the correct order, have the child retell the steps to the activity using the words “first”, “next”, and “last”.



Putting on Shoes

Instructions: Put the steps to this activity in order. Identify which step happens first and write a number “1” in the circle next to the correct picture. Put all of the steps in order by writing the numbers in the circles. Once you have identified the correct order, have the child retell the steps to the activity using the words “first”, “next”, and “last”.

