



“I want...”

Sentence Builder Worksheet

Introduction:

Children with language delays often have difficulty using basic sentences to get their wants and needs met. This worksheet pack will provide visual aids for helping a child to use the phrase “I want...” in sentences to get his basic wants and needs met.

Instructions:

1. Place your finger on the first word in the sentence and say it out loud. Do the same for all words in the sentence. When you get to the blank, place your finger on the first object on the page and say the name of that object.
2. Now, have the child do the same thing. Help him point to each word as he says it and then pick whatever object on the page he wants.
3. Keep practicing this until the child can correctly say the sentences each time.
4. You can also use these sheets during real-life activities where the child needs to say “I want”. Place the page in front of him (or just cut off the top strip) and have the child say “I want..” and then whatever it is he wants.

The Next Step:

Once the child can use this visual aid to produce “I want...” sentences, have him practice using those same sentences without the visual aid (worksheet) in front of him.




“I want a...”

Help your child read the sentences below by saying each word and then choosing a noun to place at the end.


I want a _____



ball



banana



horse



shirt




glove




mailbox




doll



tomato



rabbit



cookie



truck



key



donut



table




baby

Extra Practice: Lay this sheet in front of the child during activities where he needs to ask for something using an “I want...” sentence. Have the child use the sentence strip at the top to form the sentence for whatever he wants.

“I want...”

Help your child read the sentences below by saying each word and then choosing a noun to place at the end.

I want




bananas



dolls



blocks



bread




bubbles



candy




cookies




crackers



flowers



gears



keys




marshmallows



paper



stickers




raisins

Extra Practice: Lay this sheet in front of the child during activities where he needs to ask for something using an “I want...” sentence. Have the child use the sentence strip at the top to form the sentence for whatever he wants.


“I want to...”

Help your child read the sentences below by saying each word and then choosing a noun to place at the end.

I want to _____



clap



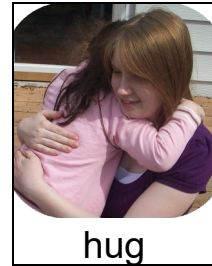
dance



draw




eat



hug




jump



kick




ride



run



sleep




sit



stand



stomp



talk



throw

Extra Practice: Lay this sheet in front of the child during activities where he needs to ask for something using an “I want...” sentence. Have the child use the sentence strip at the top to form the sentence for whatever he wants.