

Past Tense Verbs Worksheets

Introduction:

When we talk about something happening in the past, we must use the past tense forms of the verbs. Our children with language delays can have trouble learning how to switch these verbs to talk about the past tense. This worksheet pack will help the child practice using past tense verbs in sentences.

Instructions:

1. Point to the first picture in a pair and read the sentence below it (example: "Here comes the ball").
2. Now, point to the second picture in the pair and ask the child "what happened?". At first, tell the child the answer (example: "she caught the ball") using the correct past tense form of the verb in parentheses. Once the child starts to understand, have her answer the question "what happened" on her own. If she forgets to use the past tense form of the verb, remind her that we need to change some words when we talk about actions that happened in the past.
3. Continue to practice this way for all of the worksheets in the pack. If the child is struggling focus on one worksheet at a time until the child has mastered it.



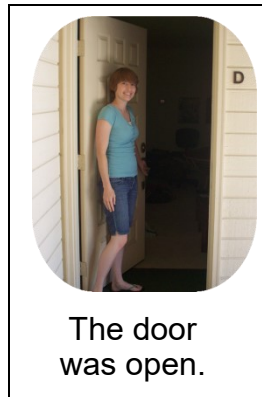

More Information:

For more information about teaching a child to use past tense verb forms, click the link:

<https://www.speechandlanguagekids.com/4-steps-to-teaching-your-child-to-use-the-past-tense/>

Past Tense Verbs 1



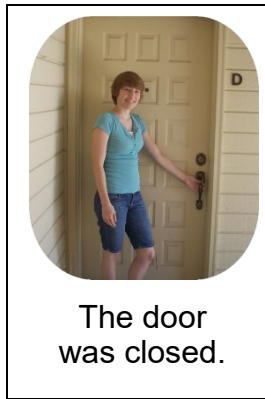
Help your child practice past tense verbs by asking your child what happened between the two pictures. If your child does not say his/her answer in the past tense, model the correct word and tell him/her that we change the word when we're talking about things that already happened.



Extra Practice: You can help your child learn past tense verbs by modeling and talking about correct use of past tense verbs. When you hear your child use the present tense to describe a past action, model the correct tense and talk to your child about how that event already happened so we need to change the way we say it.

Past Tense Verbs 2




Help your child practice past tense verbs by asking your child what happened between the two pictures. If your child does not say his/her answer in the past tense, model the correct word and tell him/her that we change the word when we're talking about things that already happened.



Extra Practice: You can help your child learn past tense verbs by modeling and talking about correct use of past tense verbs. When you hear your child use the present tense to describe a past action, model the correct tense and talk to your child about how that event already happened so we need to change the way we say it.

Past Tense Verbs 3

Help your child practice past tense verbs by asking your child what happened between the two pictures. If your child does not say his/her answer in the past tense, model the correct word and tell him/her that we change the word when we're talking about things that already happened.



Extra Practice: You can help your child learn past tense verbs by modeling and talking about correct use of past tense verbs. When you hear your child use the present tense to describe a past action, model the correct tense and talk to your child about how that event already happened so we need to change the way we say it.