

Phrase Generator For Speech Sound Therapy

When children are learning to say new sounds, they first learn to say the sound in single words. Once the child has mastered saying the sound in single words, it's time to move onto putting those words into phrases.

Instructions:

1. Use flashcards of words that contain the target sound. Take one word and place it at the end of the first phrase on the phrase generator (next page). Tell the child that the first word says "my". Have the child point to the word "my" and say it out loud. Next, have the child point to the target word (on the flashcard) and say that word. Make sure the child uses the target sound correctly in the phrase.
2. Switch out the flashcard in the same phrase ("my...") until the child can do all of the flashcards in that phrase.
3. Start switching between the phrases "my..." and "the...".
4. Once the child can do the target sound in both two-word phrases, go on to the three-word phrases. At this point, feel free to switch which phrase you're doing each time, or stick to one phrase at a time if the child is still struggling.
5. Once you've used all of the phrases on this phrase generator, make up your own phrases and see if the child can repeat them using the target sound correctly.

When to Move On:


- Once the child is able to say the target sound in 2-3 word phrases about 80-90% of the time, you're ready to move on. Make sure the child is able to do this each time you practice for a few days in a row.
- If the child is struggling, try backward chaining. First, have the child say the last word of the phrase by itself (the target word). Then, back up one word and have the child say the second to last word and the last word (ex: "my pan"). Then, back up one more and have the child say the whole phrase (ex: "that's my pan").

For more information about teaching children to say speech sounds correctly or to download the eBook full of printable materials, click the link:

<https://www.speechandlanguagekids.com/all-in-one-articulation-program-and-materials-kit/>

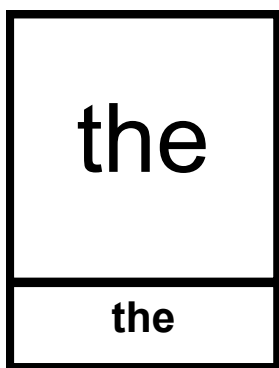
Sound in Phrases: Phrase Generator

Use this template to generate phrases. Place one of the child's words at the end of one of the phrases. Then, have the child read the phrase.



my

?



the

the

?



I




see

?



That's



my

?

For more information about teaching children to say speech sounds correctly or to download the eBook full of printable materials, click the link:

<https://www.speechandlanguagekids.com/all-in-one-articulation-program-and-materials-kit/>