

Sign Language Vocab Cards

What's Included:

In this file you will find a set of vocabulary cards that can contain ASL signs for each word. These words have been selected because they are 59 of the most common first words in children with typically developing speech and language. These are great first words to teach your child.

Printing Instructions:

Print the following pages on card stock or thicker paper. Print the pages on the front and back of pieces of paper so that the sign language is on the back of the picture of the object or action. Laminate the pages if desired for added protection. Then, cut out the cards and use as flashcards.

Speech and Language Activities:

Teaching Vocabulary:

You can use these cards to teach your child a new word. Choose one card each time you work with your child. Get out the object on the card or if it is an action card, get out several objects that you can use to perform that action. Play with that object with your child and say/sign the word many times for your child. Encourage your child to imitate your word or sign the object or action to request it.

Receptive Vocabulary:

Place two or three of the cards in front of your child with the picture side (not the sign) up. Ask your child to point to one of the pictures. You can say "show me the ball" or "touch the car". Then, help your child point to the correct picture. This will help him learn the words.

Expressive Vocabulary:

Ask your child "what is this?" when showing him a picture of an object or "what is she doing?" for pictures of actions. Help your child say or sign what they see in the picture.

Sign Language:

You can use these cards to learn signs for common first words. Researchers have found that using sign language when you speak to your child can increase her language and vocabulary skills and having a child use sign language to communicate can serve as a bridge to spoken communication.

Hide the Cards:

You can do any of the above activities by hiding the cards. If you're working on receptive vocabulary, hide a few cards around the room in plain sight. Have your child go find the one you say. If you're working on expressive vocabulary, hide the cards in a bag of beans, laundry, or anything else. When your child finds a card, have him tell you what it's called.



again




all done




all gone



away



big



little

www.SpeechAndLanguageKids.com



all done

www.SpeechAndLanguageKids.com



again

www.SpeechAndLanguageKids.com



away

www.SpeechAndLanguageKids.com



all gone

www.SpeechAndLanguageKids.com



little

www.SpeechAndLanguageKids.com




big



dirty



clean



down



eat



get



go

www.SpeechandLanguageKids.com



clean

www.SpeechAndLanguageKids.com



dirty

www.SpeechAndLanguageKids.com



eat

www.SpeechAndLanguageKids.com



down

www.SpeechAndLanguageKids.com



go

www.SpeechAndLanguageKids.com



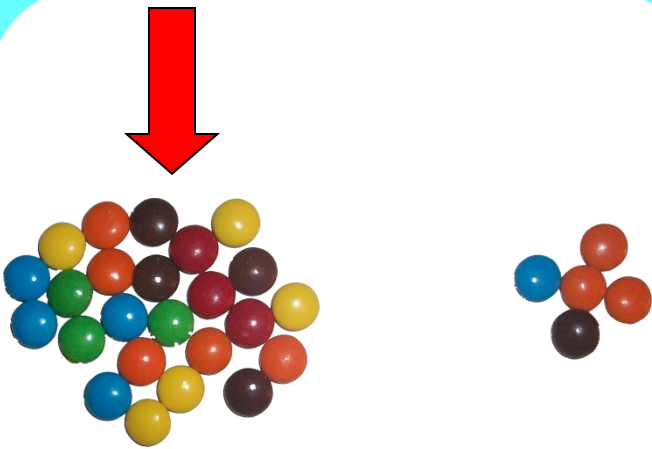
get



help



in




more



my



your



no

www.SpeechAndLanguageKids.com




in

www.SpeechAndLanguageKids.com



help

www.SpeechAndLanguageKids.com



my

www.SpeechAndLanguageKids.com



more

www.SpeechAndLanguageKids.com




no

www.SpeechAndLanguageKids.com



your



on



open



put



sit



stop



throw

www.SpeechAndLanguageKids.com



open

www.SpeechAndLanguageKids.com



on

www.SpeechAndLanguageKids.com



sit

www.SpeechAndLanguageKids.com



put

www.SpeechAndLanguageKids.com



throw

www.SpeechAndLanguageKids.com




stop



this



there



up



wet



dry



cat

www.SpeechAndLanguageKids.com



there

www.SpeechAndLanguageKids.com



this

www.SpeechAndLanguageKids.com



wet

www.SpeechAndLanguageKids.com



up

www.SpeechAndLanguageKids.com



cat

www.SpeechAndLanguageKids.com



dry



dog



bird



sink



toilet



bathtub



shirt

www.SpeechAndLanguageKids.com



bird

www.SpeechAndLanguageKids.com



dog

www.SpeechAndLanguageKids.com



toilet

www.SpeechAndLanguageKids.com



sink

www.SpeechAndLanguageKids.com



shirt

www.SpeechAndLanguageKids.com



bathtub



pants



shoe



bowl



cup



spoon



cracker

www.SpeechAndLanguageKids.com



shoe

www.SpeechAndLanguageKids.com



pants

www.SpeechAndLanguageKids.com



cup

www.SpeechAndLanguageKids.com



bowl

www.SpeechAndLanguageKids.com



cracker

www.SpeechAndLanguageKids.com



spoon



cookie



apple



bed



table



chair



boy

www.SpeechAndLanguageKids.com



apple

www.SpeechAndLanguageKids.com



cookie

www.SpeechAndLanguageKids.com



table

www.SpeechAndLanguageKids.com



bed

www.SpeechAndLanguageKids.com



boy

www.SpeechAndLanguageKids.com



chair



girl



baby



slide



glue



marker



block

www.SpeechAndLanguageKids.com



baby

www.SpeechAndLanguageKids.com



girl

www.SpeechAndLanguageKids.com



glue

www.SpeechAndLanguageKids.com



slide

www.SpeechAndLanguageKids.com



block

www.SpeechAndLanguageKids.com



marker



ball



bubbles



car



airplane



bike

www.SpeechAndLanguageKids.com



bubbles

www.SpeechAndLanguageKids.com



ball

www.SpeechAndLanguageKids.com



airplane

www.SpeechAndLanguageKids.com



car

www.SpeechAndLanguageKids.com



bike